





# Where do I find my work?

## Google Drive & Google Classrooms

This is where the majority of work will be available for all students. You can log onto this from the school website using your username and password.

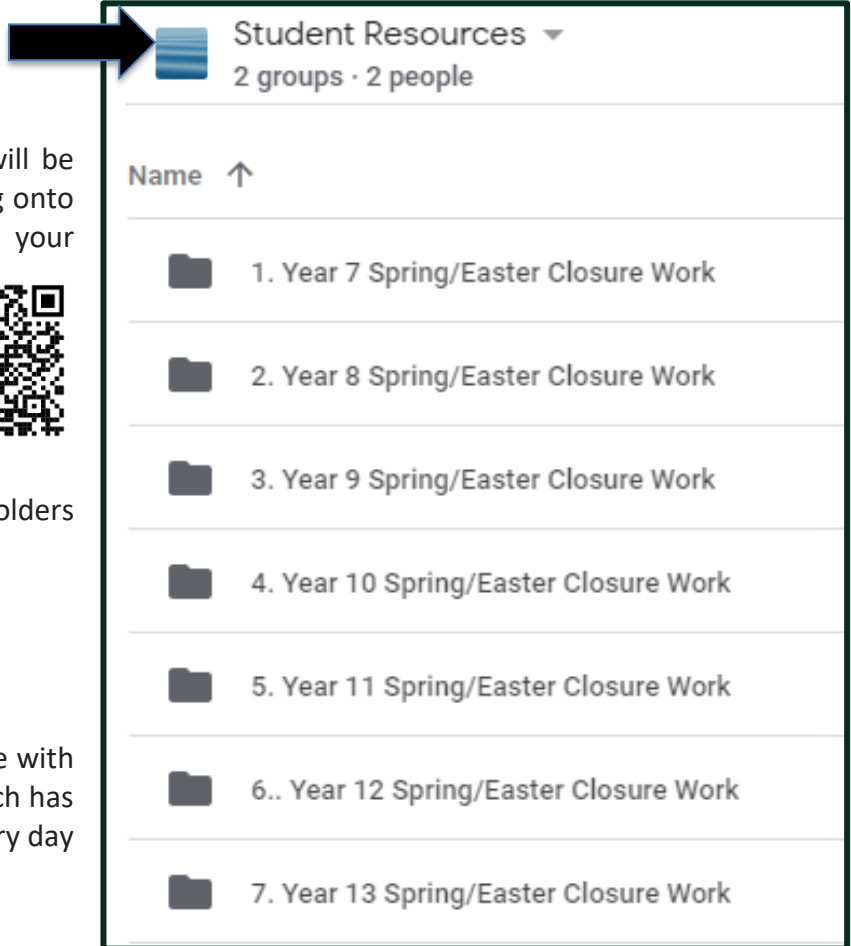
Teachers have uploaded work for each subject here with clear instructions.




You can complete your work in the folders provided.

## ClassCharts

This is how teachers will communicate with you to alert you to any new work which has been uploaded. Please check this every day



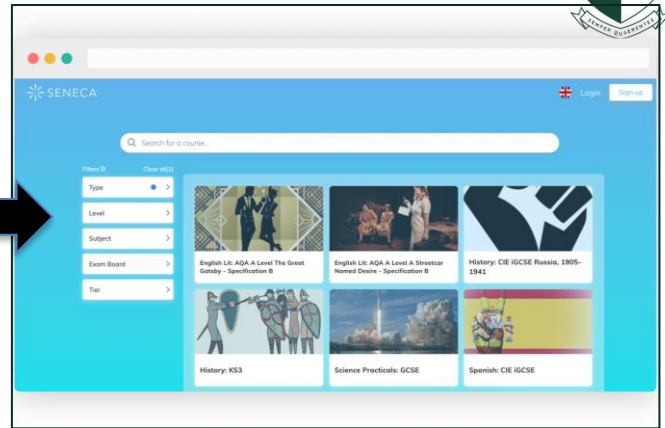
**GCSE Pod** is an online revision website that has thousands of 'pods' that students can watch, listen to and test themselves on all GCSE subjects studied. Students in all year groups can access the content and students who have not been onto the system should click on 'New Here? Get Started' on the menu screen.





# Seneca Learning

is a fantastic online platform with a range of quizzes and interactive sessions tailor made for our GCSE specifications. Students at KS4 have individual class codes which they can use to log into their respective classes.



<https://app.senecalearning.com/login>



**Maths**                      **jwcv3a524**

**Science**                      **g7cqc mckq7**

**English**                      **3j5x930uif**

**History**                      **cf5yiwde74**

**Geography**                      **rme3nk56gc**

**DT**                              **1wi5dklesy**

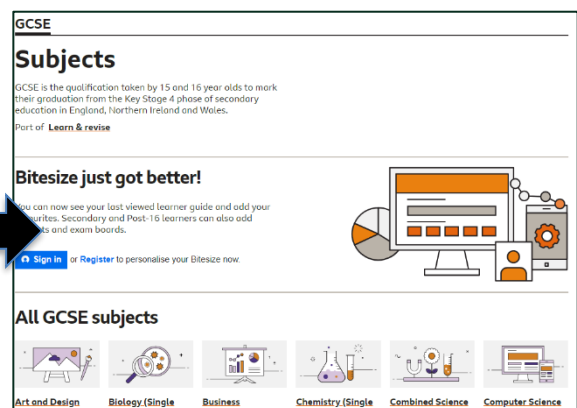
**Media**                        **qa3qc22wur**

**Music**                        **yb1wd8v5ua**

## TEXTBOOKS and EXAM QUESTIONS

Please check your folders for printed exam/revision booklets as well as textbooks with workpacks

**BBC Bitesize** is an online revision, information and examination preparation resource website made by the BBC. There are KS3, GCSE and Post 16 sections available on the website as well as other pertinent information and content (including Careers).





# English

In the event that that the school should close the English Faculty will put into place the following provision so as to ensure the disruption to student learning is minimised.

## **KS3 students – Years 7 – 9**

All students as part of their home learning are provided with a homework menu that is linked to the current scheme of learning. Students would select normally one activity every two weeks. In other words students would under normal circumstances complete 3 activities out of 9 from the menu. In the event of a school closure students will be expected to select additional tasks – two per week as guidance. Staff will ensure that should the school close homework menus will be reposted on Class Charts. If the closure is planned then students will be given their exercise books and hard copies of the most recent menu to take home with them.

## **KS4 students – Years 10 & 11**

In the event of a planned closure KS4 students will be sent home with their class exercise books and any student resource booklets that go alongside the unit of study. Class teachers will guide students on which activities to complete.

In the event of an unplanned closure students can access the following Literature based resources online including:

- Seneca
- GCSE Pod
- BBC Bitesize
- Spark Notes - No Fear Shakespeare – Macbeth
- 

Revision activities can include

- Making revision cards (Plot, Themes, Characters, Context) – Macbeth, A Christmas Carol, An Inspector Calls
- Revision cards for the Poetry Anthology – Power & Conflict (Subject, Tone, Language, Structure)

Staff will also post home learning activities on Class Charts that support the GCSE Language programme of study

## **Post 16 students – Years 12 & 13**

In most cases KS5 students have on going home learning or coursework tasks that they can work on at home. In the event of a planned closure staff will ensure that students are provided with clear guidance on activities that they should be completing at home. In the event of an unplanned closure students can access the following work online that links to their current programme of study:

- Spark Notes No Fear Shakespeare – Hamlet
- Poems of the Decade – You Tube - Dr Jain tutorials



# Maths

In the event that there is an emergency school closure, the following is appropriate work for cohorts

- **Yr 7**

[www.mathswatch.co.uk/vle](http://www.mathswatch.co.uk/vle)

Example of how to log in

**Mrs E Clarke**

**Please note NO capital letters for first and surname**

**Login:** eclarke@adeyfield

**Password:** adeymaths

- Work will be set by individual teachers but pupils may also complete their own revision by tailoring which questions they attempt to the outcomes associated with their most recent mock results.
- This can be achieved by once logged in, on the top menu bar clicking onto videos.

**Videos → Qualification: KS3 → Search: type in topic**

- **Yr 8/9**

[www.mathswatch.co.uk/vle](http://www.mathswatch.co.uk/vle)

Example of how to log in

**Mrs E Clarke**

Please note capital letters for first and surname

**Login:** EClarke@adeyfield

**Password:** adeymaths

- Printed booklets have been given which additionally help with which videos to watch if you are struggling with a certain subject.
- Work will be set by individual teachers but pupils may also complete their own revision by tailoring which questions they attempt to the outcomes associated with their most recent mock results.
- This can be achieved by once logged in, on the top menu bar clicking onto videos.

**Videos → Qualification: KS3 → Search: type in topic**

- **Yr10**

[www.mathswatch.co.uk/vle](http://www.mathswatch.co.uk/vle)

Example of how to log in

**Mrs E Clarke**

Please note capital letters for first and surname

**Login:** EClarke@adeyfield

**Password:** adeymaths

- Work will be set by individual teachers but pupils may also complete their own revision by tailoring which questions they attempt to the outcomes associated with their most recent test results.
- This can be achieved by once logged in, on the top menu bar clicking onto videos.

**Videos → Qualification: GCSE → Tier: Foundation or Higher → Search: type in topic**

- **Yr 11**

[www.mathswatch.co.uk/vle](http://www.mathswatch.co.uk/vle)

Example of how to log in



**Mrs E Clarke**

Please note capital letters for first and surname

**Login:** EClarke@adeyfield

**Password:** adeymaths



- Work will be set by individual teachers but pupils may also complete their own revision by tailoring which questions they attempt to the outcomes associated with their most recent mock results.
- This can be achieved by once logged in, on the top menu bar clicking onto videos.  
**Videos → Qualification: GCSE → Tier: Foundation or Higher → Search: type in topic**
- Edexcel past papers, 6 in total have already been uploaded to each pupils account to attempt past papers.
- **KS5**  
In the event that there is an emergency school closure, the following is appropriate work for the Yr 12 and Yr 13 Mathematics A level Group.
- **Yr 12**  
All mixed exercises from Pure Year1 and Stats/Mech Year 1  
There are also two review exercises, one of which has been done before.  
There is also a practice paper at the end of the book.
- **Yr13**  
I will attach through classcharts all past papers and mark schemes  
All mixed exercises from both years should be redone especially the exam questions in red.  
Solution bank has worked examples of how to complete the questions.



# Science

## Year 7

All students will be issued with a Key Stage 3 Revision Guide and a Key Stage 3 Biology Workbook. Students use the revision to work through the workbook as far as they can.

## Year 8

All students will be issued with a Key Stage 3 Revision Guide and a Key Stage 3 Biology Workbook. Students use the revision to work through the workbook as far as they can.

## Year 9

There are 3 folders containing year 9 work. "Atoms", "Cells" and "Periodic Table"  
Students can use the information sheets to complete the Exam style questions and Test yourself sheets in each folder.

## Year 10

**Psychology** - There is a study pack for the Perception unit. The work is based on the key words for the unit. Students following the instructions to complete the tasks.

## Science

### Year 11

There are revision activities for all biology, chemistry and physics units for students to complete. Additionally students will be given a variety of exam questions to be completed.

### Year 12

Students have already been given an extended research task on attachment and Essay Planning booklets to be working through.

### Year 13

A study guide and worksheet are saved for the Forensic Psychology unit. Students have already been given Essay Planning booklets to be working through.

**Biology** - I have put up two learning packs - 1) respiration and 2) plant and animal responses - ensure you cover the animal responses work, use your textbook to help as this is new material. Please also collect MCQ packs from me. Additionally, you should have other A2 and AS learning packs - ensure these are completed. Email me if you have lost them and I will resend [ratnas@adeyfield.herts.sch.uk](mailto:ratnas@adeyfield.herts.sch.uk).



# Global Studies

In the event that that the school should close the Global Studies Faculty will put into place the following provision to ensure that disruption to student learning is minimised.

## **KS3 students – Years 7 – 9**

All students will be set appropriate work that fits with the current topic being studied in class. This will be set on ClassCharts and will contain PowerPoints and resources needed for students to be able to work independently to complete work and stay on track. Work will also be placed on the Student Resources Google Drive and the relevant links stated in ClassCharts; so that they are two possible ways to access the work. Work may come in the form of individual lessons as per the school timetable or teachers may choose to use Extended Learning Projects that are designed to build upon prior learning.

## **KS4 students – Years 10 & 11**

In the event of a planned closure, KS4 students will be sent home with their class exercise books and any student resource(s) booklets and or past papers that enable students to continue with their learning and or revision. Class teachers will guide students on which activities to complete via ClassCharts.

In the event of an unplanned closure, students can access the following course based resources online including:

- Seneca
- GCSE Pod
- BBC Bitesize

Revision activities can include:

- Making revision cards
- Infographics
- Past papers
- Redrafting and re-writing essays

Past papers are also available online from the following exam boards:

Geography – Edexcel

History – Edexcel

Citizenship – AQA

Philosophy & Ethics – AQA

## **Post 16 students – Years 12 & 13**

In most cases, KS5 students have on going work that they should be completing, both for revision but also rewriting and redrafting essays. In the event of a planned closure, staff will ensure that students are provided with clear guidance on activities that they should be completing at home.

All of the courses are available from the Student Resources shared Google Drive.

As agreed, teachers will email their class on the Monday and direct students to work on the shared drive.

Students can stay in touch with their teachers via email should they have questions, need direction or for the emailing of essays. Due to the nature of the closure and as an exception – teachers will accept essays that are typed.





# Creative Industries

This is an outline of the work Creative Industries has set in case of school closures

. All the work can be found following this path :

**Google Drive - Shared Drive - Student Resources - then select your specific year group for example "Year 7 Spring Easter Closure Work" - Creative Industries - then look for your specific subject.**

1. Please complete the work in order that it has been set from this list for each of your subjects. For Year 7, 8 and 9, complete the work for the rotation subject you are currently studying.
2. All the work set has clear instructions on how to complete it and in what format your teacher expects the work to be in, once you open and read the document.
3. Read all the work thoroughly and make sure you understand what to do.
4. Your teacher's email has been included for each subject so if you have any questions, concerns or problems, please just email them and they will get right back to you.

<p style="text-align: center;"><b>Art</b></p> <p><b>Email:</b>  <a href="mailto:robertsondl@adeyfield.herts.sch.uk">robertsondl@adeyfield.herts.sch.uk</a>  <a href="mailto:himev@adeyfield.herts.sch.uk">himev@adeyfield.herts.sch.uk</a></p> <p><b>Year 7 -</b></p> <ul style="list-style-type: none"> <li>● Colour Wheel</li> <li>● Research an Artist</li> <li>● Art House Competition</li> </ul> <p><b>Year 8</b></p> <ul style="list-style-type: none"> <li>● Art Catch-up Work</li> <li>● Research an Artist</li> <li>● Art House Competition</li> </ul> <p><b>Year 9</b></p> <ul style="list-style-type: none"> <li>● Drawing Challenge</li> <li>● Photography Scavenger Hunt</li> </ul> <p><b>Year 10/11/12/13</b></p> <ul style="list-style-type: none"> <li>● Coursework catchup (remember your materials)</li> </ul>	<p style="text-align: center;"><b>Child Development</b></p> <p><b>Email:</b>  <a href="mailto:camp@adeyfield.herts.sch.uk">camp@adeyfield.herts.sch.uk</a>  <a href="mailto:robertsondl@adeyfield.herts.sch.uk">robertsondl@adeyfield.herts.sch.uk</a></p> <p><b>Year 9</b></p> <ul style="list-style-type: none"> <li>● Play Research</li> </ul> <p><b>Year 10/11</b></p> <ul style="list-style-type: none"> <li>● Complete BTEC coursework set</li> </ul>
<p style="text-align: center;"><b>Business and Enterprise</b></p> <p><b>Email:</b>  <a href="mailto:elmesl@adeyfield.herts.sch.uk">elmesl@adeyfield.herts.sch.uk</a></p> <p><b>Year 7</b></p> <ul style="list-style-type: none"> <li>● Recycle Challenge Project</li> </ul> <p><b>Year 8</b></p> <ul style="list-style-type: none"> <li>● Snack Attack project</li> </ul> <p><b>Year 9</b></p> <ul style="list-style-type: none"> <li>● Design a Mobile App</li> </ul> <p><b>Year 10 Finance Exam</b></p> <ul style="list-style-type: none"> <li>● Work through all lessons (Powerpoints and Worksheets), make sure all completed and handed in via Google Classroom</li> </ul> <p><b>Year 11 Planning an enterprise</b></p> <ul style="list-style-type: none"> <li>● Complete Assignments 1,2 and 3</li> </ul>	<p style="text-align: center;"><b>Design and Technology</b></p> <p><b>Email:</b>  <a href="mailto:hodgess@adeyfield.herts.sch.uk">hodgess@adeyfield.herts.sch.uk</a>  <a href="mailto:wilsont@adeyfield.herts.sch.uk">wilsont@adeyfield.herts.sch.uk</a></p> <p><b>Year 7 and 8</b></p> <ul style="list-style-type: none"> <li>● Resistant Materials Projects</li> </ul> <p><b>Year 9</b></p> <ul style="list-style-type: none"> <li>● Puzzle Project</li> <li>● Educational Toy Project</li> </ul> <p><b>Year 10/11</b></p> <ul style="list-style-type: none"> <li>● Maths in D&amp;T WorkBook</li> <li>● Q and As for Exam Prep</li> <li>● Revision Materials</li> </ul> <p style="text-align: center;"><b>Hospitality and Food</b></p> <p><b>Email:</b>  <a href="mailto:camp@adeyfield.herts.sch.uk">camp@adeyfield.herts.sch.uk</a>  <a href="mailto:himev@adeyfield.herts.sch.uk">himev@adeyfield.herts.sch.uk</a></p> <p><b>Year 7 and 8</b></p> <ul style="list-style-type: none"> <li>● "Farm to Fork"</li> <li>● "Street Food Project"</li> </ul> <p><b>Year 9</b></p>



---

### Computing and IT

**Email**

[rochowskit@adeyfield.herts.sch.uk](mailto:rochowskit@adeyfield.herts.sch.uk)

[trotters@adeyfield.herts.sch.uk](mailto:trotters@adeyfield.herts.sch.uk)

**Year 7 to 9**

- Improve portfolio and catch up lessons in Google Classroom

**Year 10**

- Document creation for a Leisure Club

**Year11**

- Exam Preparation

- Meal Planning

**Year 10/11**

- Revision Guide and Questions
- Exam Prep and Questions

---

### Textiles

**Email:**

[hodgess@adeyfield.herts.sch.uk](mailto:hodgess@adeyfield.herts.sch.uk)

**Year 7 and 8**

- Project on “Looking after the Planet” or “the Future of Fabric”

**Year11**

- Complete all coursework

---

### Work Related Learning

**Email**

[trotter@adeyfield.herts.sch.uk](mailto:trotter@adeyfield.herts.sch.uk)

**Year 12** - Complete all outstanding Assignments



# Creative Arts and Sport

In the event that the school should close the CAS Faculty will put into place the following provision so as to ensure the disruption to student learning is minimised.

## KS3 students – Years 7 – 9

### PE

Create a booklet either hand written or on Word/ Powerpoint focussing on one of the sports you have covered so far this year please create the following for one of the sports:

- Rule Book
- How to play (teaching points/key skills)
- How to improve performance of this sport through fitness
- History of the sport
- Fact file of the sports current top level performers (min.3)
- Where and how to find a local club

Remember to add pictures.

Sports -

- Basketball
- Rugby
- Netball
- Football
- Handball
- Table Tennis
- Health related fitness
- Volleyball
- Disabled sports

### Music

Students will be expected to complete the tasks in the booklet. This will be uploaded on to Classcharts to access.

### Performing Arts

Students will be expected to complete a Project. This will be uploaded on to Classcharts to access.



## **KS4 students – Years 10 & 11**

### **Year 10 BTEC Sport:**

- Unit 1 Exam practice:

Students will be expected to complete a practice exam based on Unit 1. If possible this should be completed under timed/ exam conditions. The practice paper is 60mins long. Revision material and the exam paper will be uploaded on to the google classroom and classcharts. The answers can be completed on a separate piece of paper or a word document.

- Unit 2: Sport Performance coursework (Learning Aim A)

Students have started to work on this during lesson time. They are to pick two sports ( 1 individual and 1 team sport) to write about the rules, regulations and scoring systems. They have access to this as this is a google document. They will also have access to the checklist and support material which is on google classroom and will be made available via classcharts.

- Unit 2: Sport Performance coursework (Learning Aim C)

Students need to create two observation checklists (one for each of their sports). The checklists need to include the following;

- appropriate component(s) of fitness
- technical demands of both sports (skills)
- have a clear format, which is easy to use (If you use a grading system, you should provide criteria which is to be used to assess performance.)
- tactical demands of both sports.

Examples will be provided on google classroom and classcharts. The checklist can be created on a new page but on the same document as students Learning Aim A work.

### **Year 11 GCSE PE:**

In the event of an unplanned closure students can access the following resources online including:

- Seneca
- GCSE Pod
- BBC Bitesize

Revision activities can include;

Paper 1 and Paper 2 Revision to be completed.

These can be done through 5-A-day exam practice paper questions and previous exam practice papers that will be uploaded onto Classcharts and Google Classroom.

Please make sure that the following content is covered.

**Paper 1: The human body and movement in physical activity and sport**



- Applied anatomy and physiology
- Movement analysis
- Physical training
- Use of data

### **Paper 2: Socio-cultural influences and well being in physical activity and sport**

- Sports psychology
- Socio-cultural influences
- Health, fitness and well-being
- Use of data

### **Year 11 GCSE Music:**

- Work to be emailed and put on Class Charts

Staff will also post home learning activities on Class Charts and Google Classroom that support their programme of study

### **Post 16 students – Years 12 & 13**

In most cases KS5 students have on going home learning or coursework tasks that they can work on at home. In the event of a planned closure staff will ensure that students are provided with clear guidance on activities that they should be completing at home. In the event of an unplanned closure students can access the following work online that links to their current programme of study:

### **Year 12 BTEC Sport:**

#### **Unit 1:**

- Learning Aim E (Effects of Exercise and Sports performance on the energy systems)
- Students should use materials on google classroom and Classcharts to make notes on the ATP-PC, Lactate Anaerobic System and the Aerobic System; drawing out the 3 processes highlighting when energy is produced.
- Students are also expected to complete the accompanying exam questions to consolidate learning - these should be completed under exam conditions then use notes to make the necessary additions.
- Unit 1 Exam Practice:
  - Students are expected to complete a practice exam for Unit 1. This should be completed under timed conditions. The paper will be uploaded to google classroom / classcharts.
- Students should complete revision for Unit 1, completing a 'one page revision guide' for all Learning Aims.
  - These can be completed by hand or on a powerpoint/word document.

Additional guidance can be got from Mr Mellor via E-mail.



## Unit 2:

- Unit 2 Exam practice:  
Students will be expected to complete a practice exams based on Unit 2. If possible this should be completed under timed/ exam conditions. Revision material and the exam paper will be uploaded on to the google classroom and classcharts. The answers can be completed on a seperate piece of paper or a word document. The paper should take them 2.5hours.
- Unit 2 Exam Revision  
Students should use their exercise books to revise for their Mock examinations as well as their exam in May.
- Redraft Opportunity  
Students should also take the opportunity to respond to any feedback given in their exercise books and redraft any questions that have been marked.

These will all be available via Classcharts and google classroom. Students can also email Ms Gare for clarification of any task if necessary.

## Year 13 BTEC Sport:

Unit 8: This is now complete. Please ensure that you are working on your sport units that are yet to be completed for your other teachers.

Unit 4: Sports Leadership.

- Learning Aim C: Complete and submit coursework for LA-C.
- Assignment Brief will be uploaded to Classcharts for reference but have already been e-mailed.
- Submit electronically to Mr Mellor and notify him of this, these can be marked and returned electronically for redrafting.



# Weekly Planner

Week 1

	Monday	Tuesday	Wednesday	Thursday	Friday
8.30 – 9.30					
9.45-10.45					
11.00 – 12.00					
1.00-2.00					
2.00-3.00					



# Weekly Planner

Week 2

8.30 – 9.30					
9.45-10.45					
11.00 – 12.00					
1.00-2.00					
2.00-3.00					