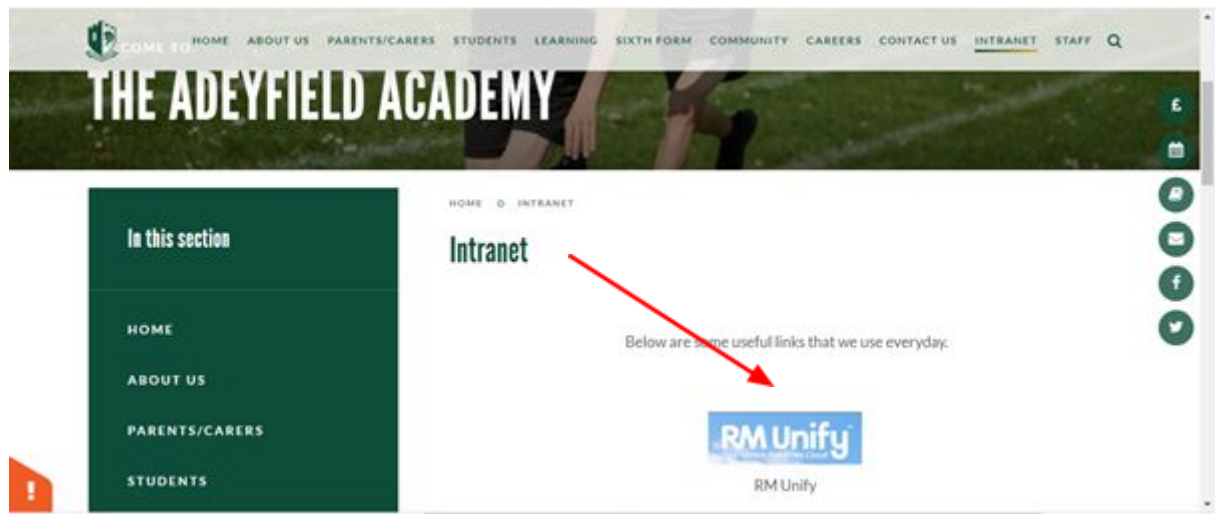


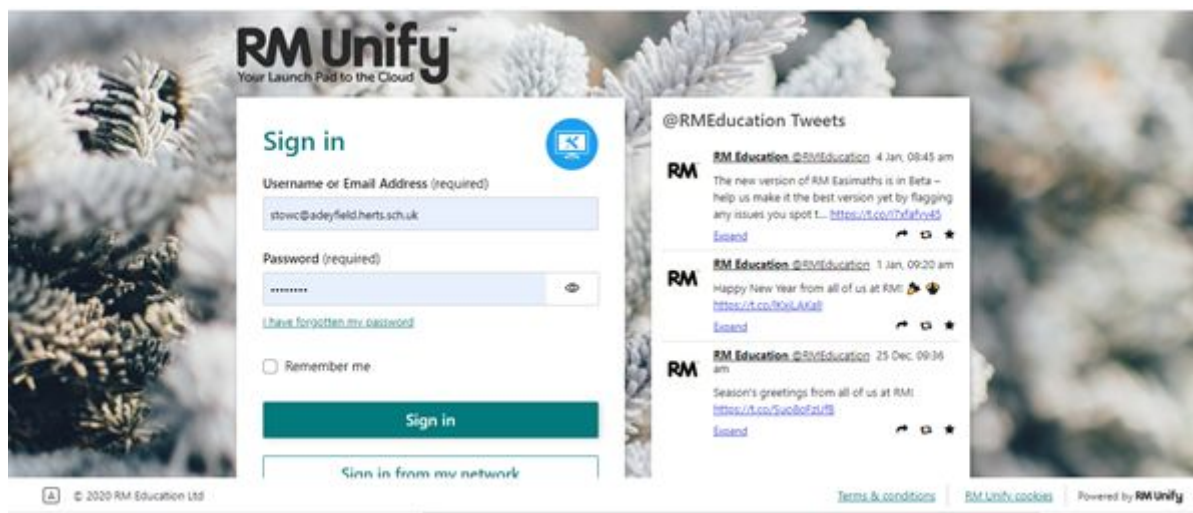
Remote Learning: How to access Google Classroom

Google Classroom is an essential feature of our Remote Learning Provision. Students should log in to their Google Classroom each day. The following guide should help explain how to access the Google Classroom. If you have any issues accessing Google Classroom or Remote Learning please contact us via email at admin@adeyfield.herts.sch.uk with the subject line 'Google Classroom'.

1. Go onto our school website and click on the following icon 'RM Unify'

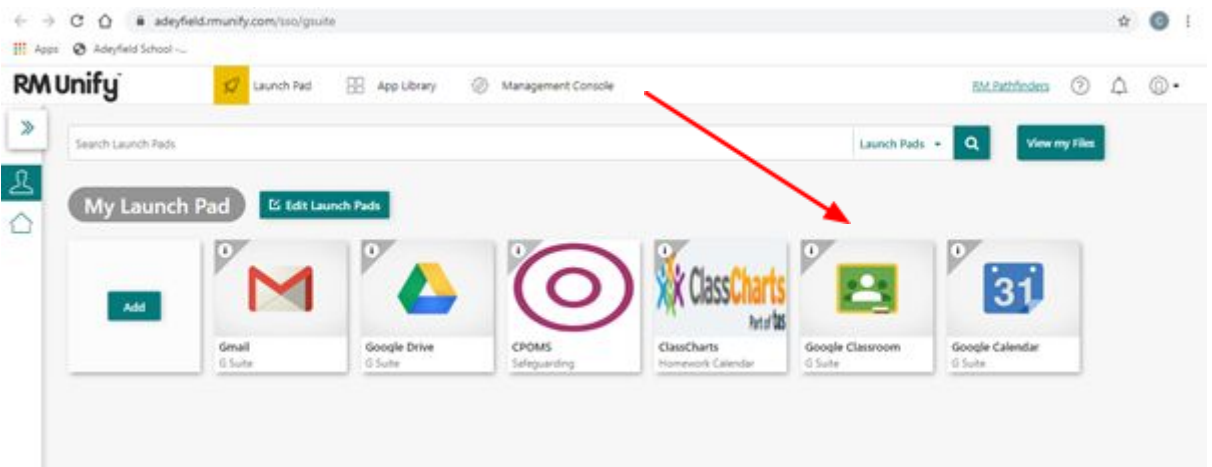


2. Log into RM Unify. When prompted to log in, students should use the username and password that is used to access school computers.



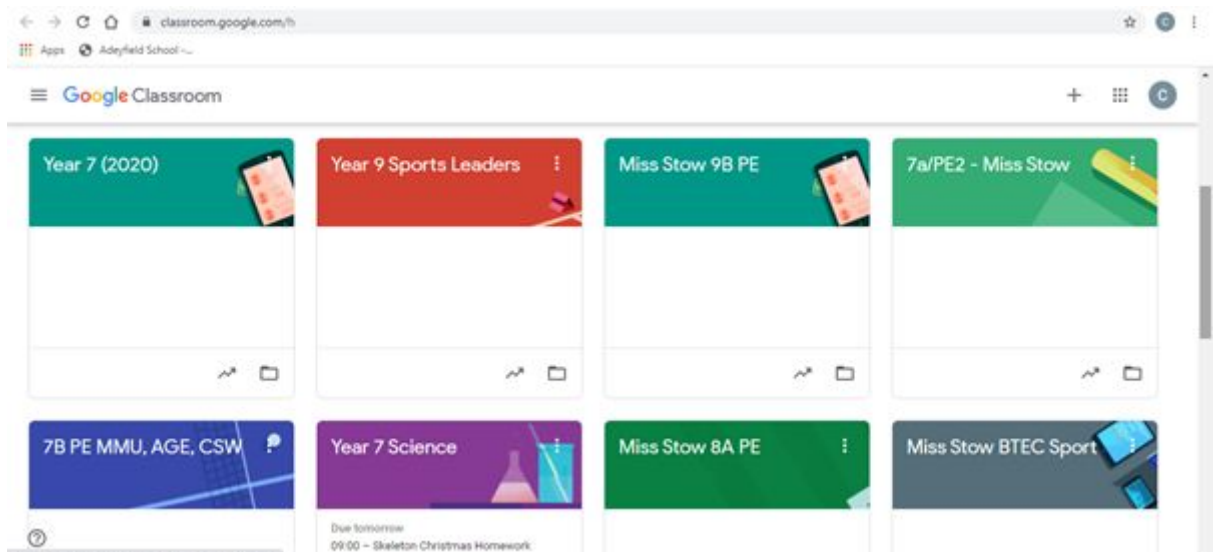
Remote Learning: How to access Google Classroom

3. Once logged in Click on 'Google Classroom'



Passwords: This is the same password used to access school computers. If you have forgotten this please email itsupport@adeyfield.herts.sch.uk who will be able to assist in re-setting the password.

You should now be logged into your google classroom. All your classes should appear:

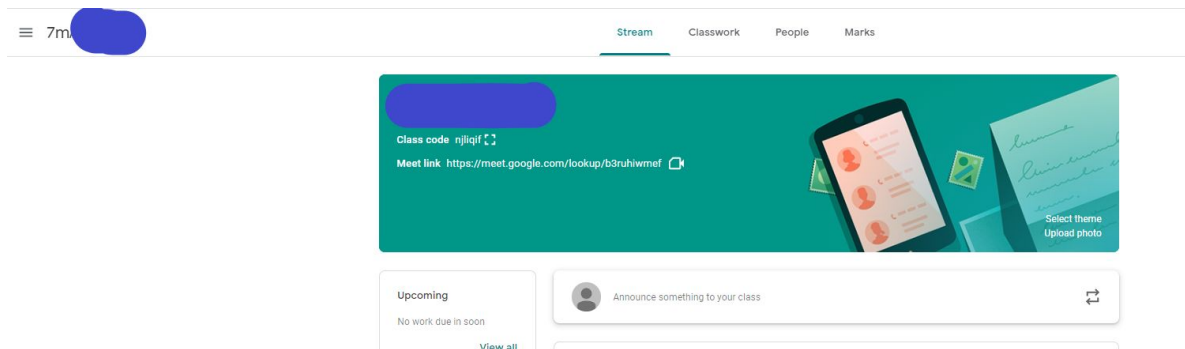


Click on the class for the lesson you are accessing.

Remote Learning: How to access Google Classroom

Select 'Stream' to see what work your teacher has set for you to complete. They will also tell you if you have a 'Live lesson' to attend or where you can find the work.

If you have a 'Live Lesson' click on 'Meet Link' at the time your lesson is due to start. Please keep your camera and microphone turned off unless the teacher asks you to unmute. All work will be posted under the 'Classroom' section.



You can contact your class teacher through the 'Stream' function if you have any questions about the work you have been set.